
BA (Hons) Textile Design

Application Guidelines for 2024 Entry

Application guide

This guide takes you through the application process and what to include in your application to BA (Hons) Textile Design.

Contents

- ✳ [Application timeline and deadlines](#) page 3-4
- ✳ [What is a digital portfolio?](#) page 5-6
- ✳ [How we assess your application & our criteria](#) page 7-12
- ✳ [Interview advice guide page](#) 13
- ✳ [Starting your degree in 1st, 2nd or 3rd year](#) page 14
- ✳ [Application support](#) page 15
- ✳ [Portfolio examples from recent applicants](#) page 16

Application timeline

Your application to study for an undergraduate degree at the GSA is in two parts:

- ✳ UCAS application form
- ✳ Digital portfolio (15 slides as JPEGS or a PDF) & portfolio statement (500 words)

When GSA receives your completed application form from UCAS, we will email you with an acknowledgement of your application and direct you to upload your portfolio to the [GSA Upload Site](#). You can do so as soon as you receive your acknowledgement email. But no later than the deadline in the email you receive.

Application timeline

Here are the deadlines and key dates for your application:

UCAS application deadline
Wednesday 31 January 2024

Apply via UCAS as at
<https://www.ucas.com/>

GSA portfolio deadline
Wednesday 7 February 2024

You will receive instructions on how to upload your portfolio after you submit your UCAS application.

Interviews
Between early February & mid April 2024

GSA staff assess your application. If you are shortlisted you will be invited to interview. All interviews will be by Zoom.

Final decisions
Saturday 18 May 2024

The outcome of your application will be communicated through UCAS.

What is a digital portfolio?

A digital portfolio is a selection of images of work you have made, laid out clearly. It demonstrates your skills, ideas, interests and suitability for the programme you are applying to. The Portfolio must include 15 slides either as individual JPEGs or a PDF.

We have made some resources to help you do this and how to organise the images of your work.

 [Application support guides](#)

What is a portfolio statement?

The Portfolio Statement is an opportunity for you to write more specifically about why you are suited to studying this particular course. You can also tell us more about the work in your digital portfolio.

It is a maximum of **500 words** long and is uploaded along with your Digital Portfolio to the GSA Upload Site.

Have a look at our guide [Writing your digital portfolio statement](#).

How we assess your application

Admissions staff assess your UCAS Application Form, Digital Portfolio, and Portfolio Statement together.

Your application will be numerically scored against specific assessment criteria (see [next page](#)) set by the programme you are applying to.

The scoring is between 1-7 (7 being 'excellent evidence of' and 1 being 'unsatisfactory evidence of'). Applications may be unsuccessful at this stage with the result processed via UCAS or you may be invited to attend an interview by email.

Our criteria

It is important to know what this assessment criteria is. You should try to respond to this criteria when creating your digital portfolio, writing your personal statement, and preparing for interview.

It's also really important all applicants understand, it's not about who has access to the best art and design materials; it's about doing your best with what you have access to.

A detailed explanation of our criteria in the [next page](#). Examples of portfolios can be found at the end of this guide.

Stage 1 Criteria – Application and Portfolio

1. Ability to apply practical skills

We want to see your practical skills and how you explore and use different media and materials. You can demonstrate this in various ways in your portfolio, including drawing, painting, model making, photography, computer-aided drawing and creative coding.

You could group several images on a slide; this could be by photographing several pieces of work together or by photographing or scanning several pieces individually and using Photoshop, Canva or PowerPoint to combine them into one slide.

2. Ability to show the development of your work and ideas

We are interested in the ideas behind your work and how your work develops from the initial starting point to a finished piece of work. We would like to see your exploration and experimentation with different materials and media in your portfolio. This can be evidenced by images or photographs of sketchbook pages, notebooks, worksheets, development sheets and finished pieces.

Your digital portfolio should focus on your own work. Try to avoid using other people's work (for example, printouts, photocopies from books), unless these examples are relevant to the content. If including work by other people, you should cite their names.

Stage 1 Criteria – Application and Portfolio

3. Ability to reflect on the work in your portfolio

Use your portfolio statement to tell us about the work in your portfolio. We want to know what inspired you, how your ideas developed and the elements you consider to be the most successful or interesting.

4. Ability to demonstrate an interest in the subject area

We want to know why you want to apply to the programme. What do you find exciting about the subject area?

Stage 2 Criteria – Interview

1. Ability to discuss your ideas and development of your work

We want to find out more about the ideas and development of the work in your portfolio. We are interested to know about initial inspiration and starting points, how your ideas evolved and how you explored and developed your work.

2. Ability to apply practical skills

Practical skills are important for creative subjects. We will use the Stage 1 evaluation for this as part of the Stage 2 assessment.

Stage 2 Criteria – Interview

3. Ability to demonstrate your interest and knowledge of the subject area

We want you to demonstrate your interest and knowledge in your chosen subject area, who or what inspires and motivates you, your personal and individual interests. This might include artists, designers, architects, mentors, exhibitions, online events, documentaries, books, journals, archives, podcasts etc.

4. Ability to demonstrate an understanding of the programme applied for at the Glasgow School of Art

You should demonstrate that you have researched your chosen programme and be able to discuss why you have chosen to apply to this programme and communicate why you consider the programme is the appropriate one for you and why at the Glasgow School of Art.

Interview advice guide

If shortlisted, you will receive an email inviting you to attend an interview. Interviews are on zoom. They last 20 minutes and are usually with 2 members of our teaching staff.

Our [Interview advice guide](#) gives you great advice for preparing for an interview.

Our staff will numerically score your interview using our assessment criteria (see [pages 11-12](#)).

The outcome of your interview will be communicated to you via UCAS.

Starting in 1st, 2nd or 3rd year?

Our Undergraduate Honours Degrees at the Glasgow School of Art include four years of study.

Most applicants apply to start in Year 1. However, you can apply for 'Direct Entry' to 2nd or 3rd year. The year you apply to depends on what qualifications you already have or what you're currently studying.

You must be able to satisfy the GSA that you have undertaken a period of study equivalent to the first, or first and second year, of the degree programme. This may include an art foundation, HNC or HND qualification.

For more information, see the [How To Apply](#) page on our website.

Application support

Remember if you're in education currently, speak to your teachers or lecturers for support with your application. For queries about the application process and our application site, contact registry@gsa.ac.uk

We've also made these guides to support you in making your application:

- ✳ [Application support guides](#)
- ✳ [Widening Participation at GSA](#)
- ✳ [Open Days](#)

For queries about the application process and our application site, contact registry@gsa.ac.uk

Portfolio examples

The following slides are example portfolios by our current students, taken from their application to study at GSA.

Don't use these as examples to follow in terms of style. But look at how they've presented their work and process.

Alexandra Stirling


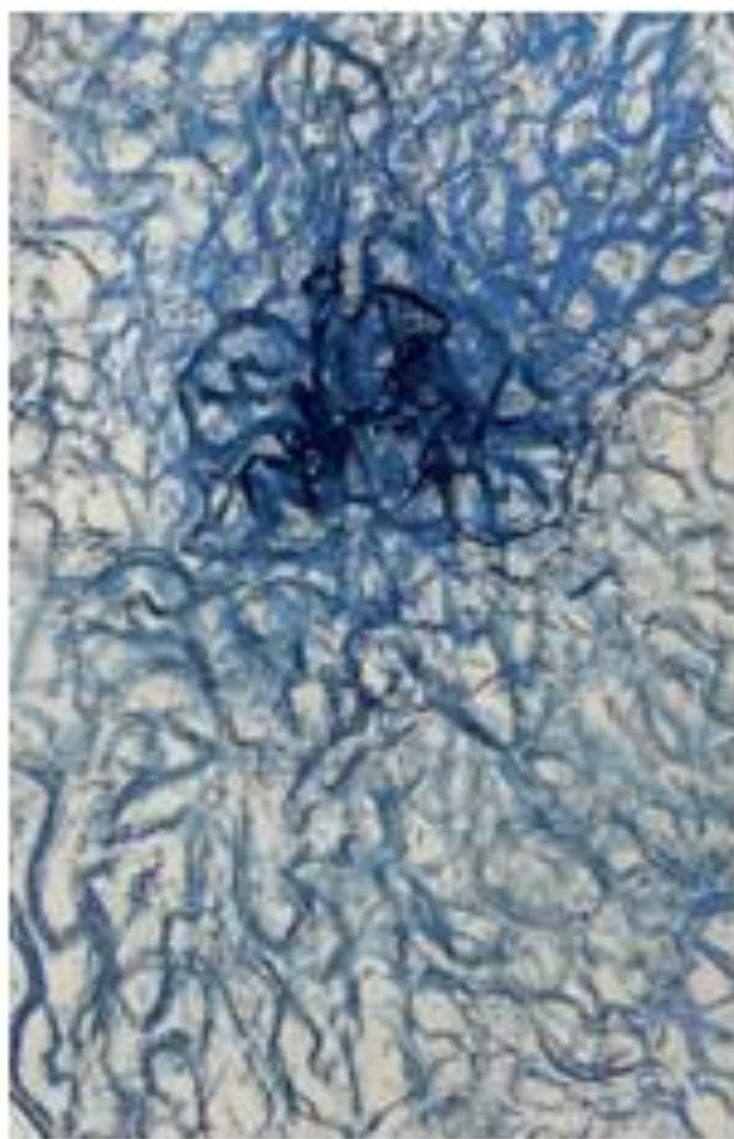
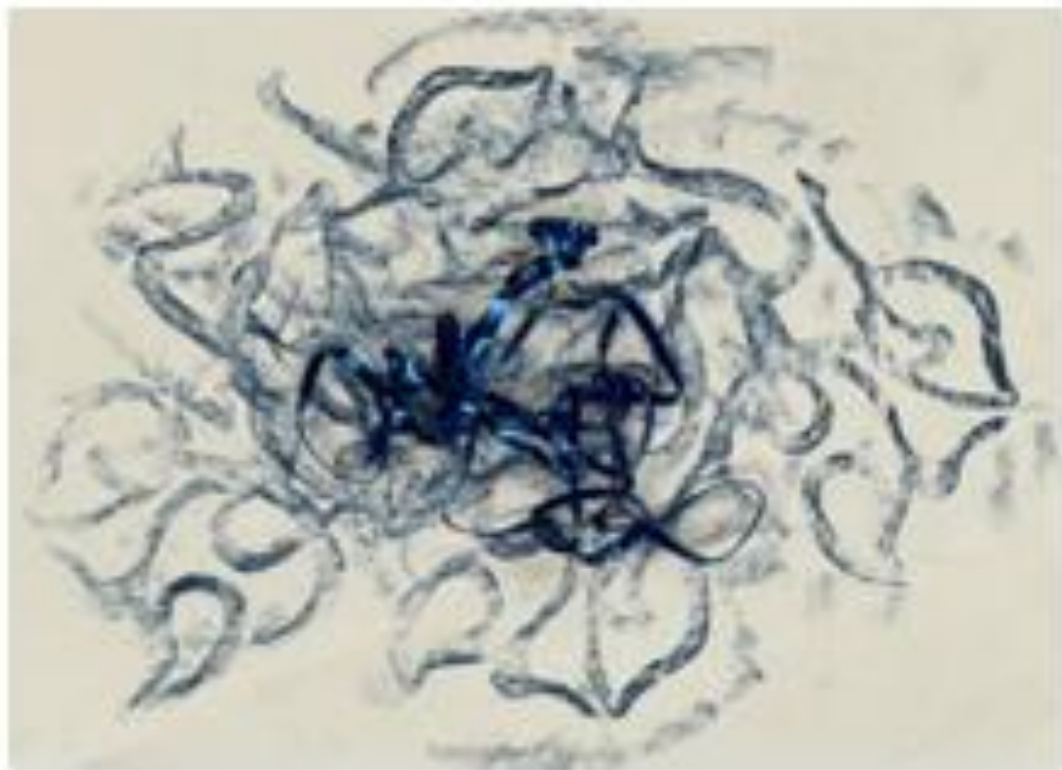
Year 1 Textile Design







Andy Goldsworthy



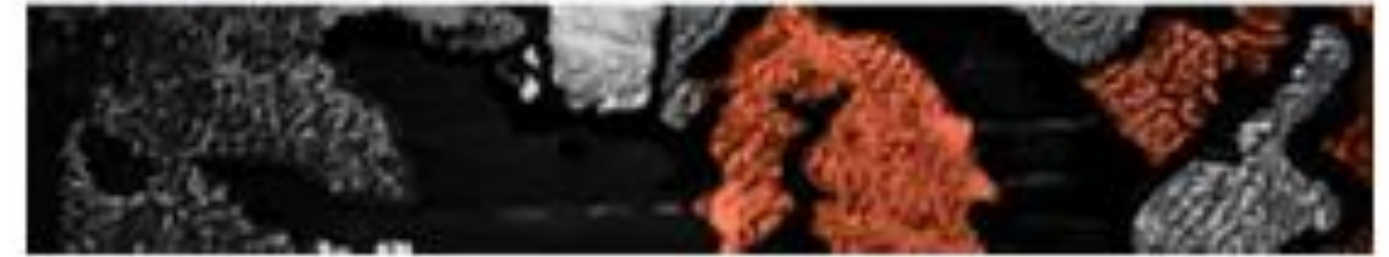



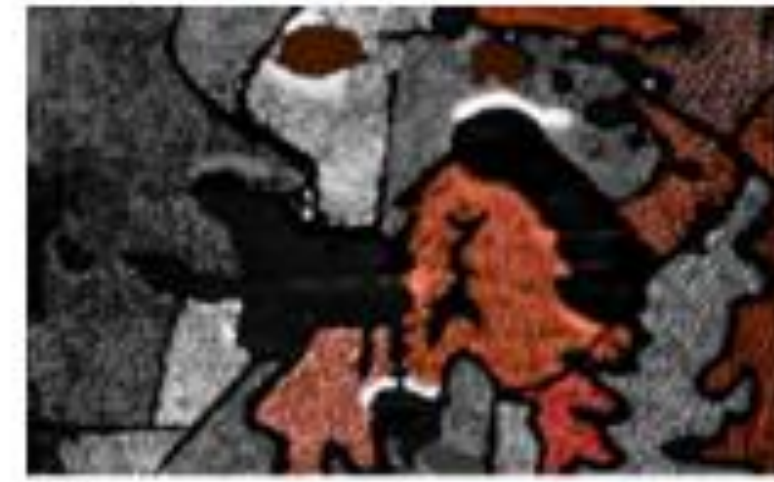








Alexander McQueen





Fraser Taylor





Celeste Roberge

Albert Gyorgy



Iza Tarasewicz





Merikokeb Berhanu





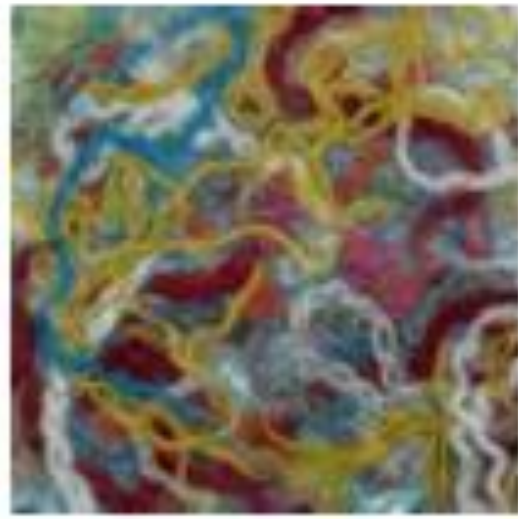
Yayoi Kusama





Chiharu Shiota





Nick Cave





Christmas card waste

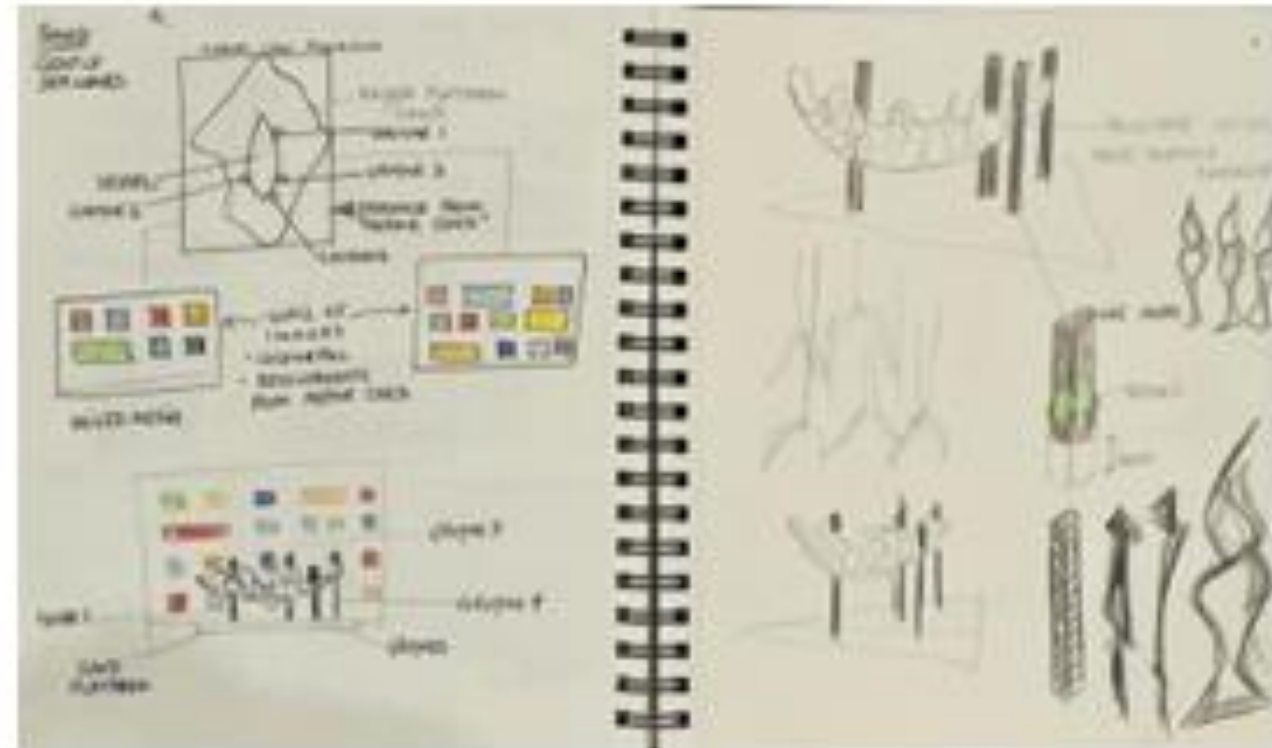



Wassily Kandinsky



Christmas packaging waste





If money was no object






Cara Newberry

Year 1 Textile Design




























Jacin Giordano

Jenny Rask

Marina Nelson

Judith Scott

Jeong Greem

Vivai del Sud


Gwen Hedley

Harriet Riddell

Ava Haggerty


Year 1 Textile Design



































Emily Stewart

Year 1 Textile Design




Caligo safe wash relief inks on A4 black and white card



Caligo safe was relief ink on black and white card




Mixture of caligo safe wash relief ink and etching ink on white



Oil paint on A4 sketchbook paper



Charcoal on A2 cartridge paper

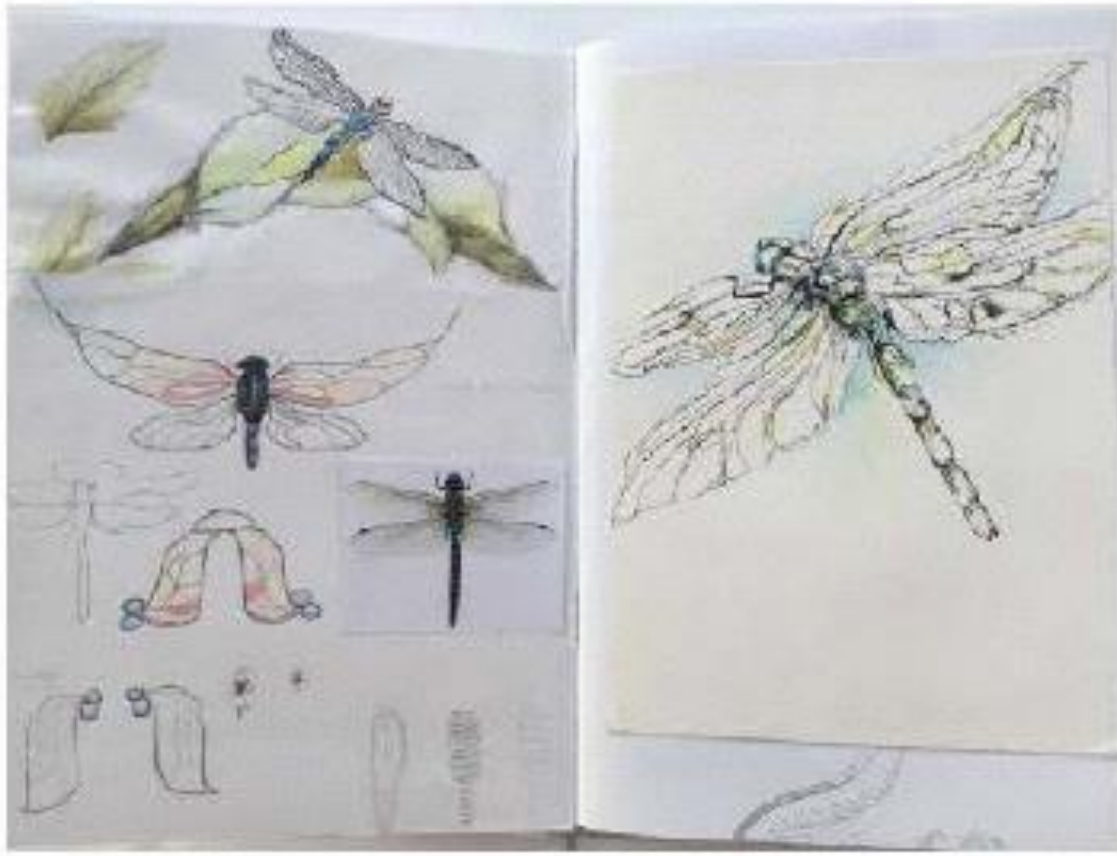


Gouache paint on card





Acrylic on A2 blue paper











Kelsey McAllister Leonard

Year 2 Textile Design







Final Binding Form

Final Study 2

TIE

COLOURS OF STRUCTURE

- Black
- Dark Blue
- Light Blue
- Purple
- Orange

BIND

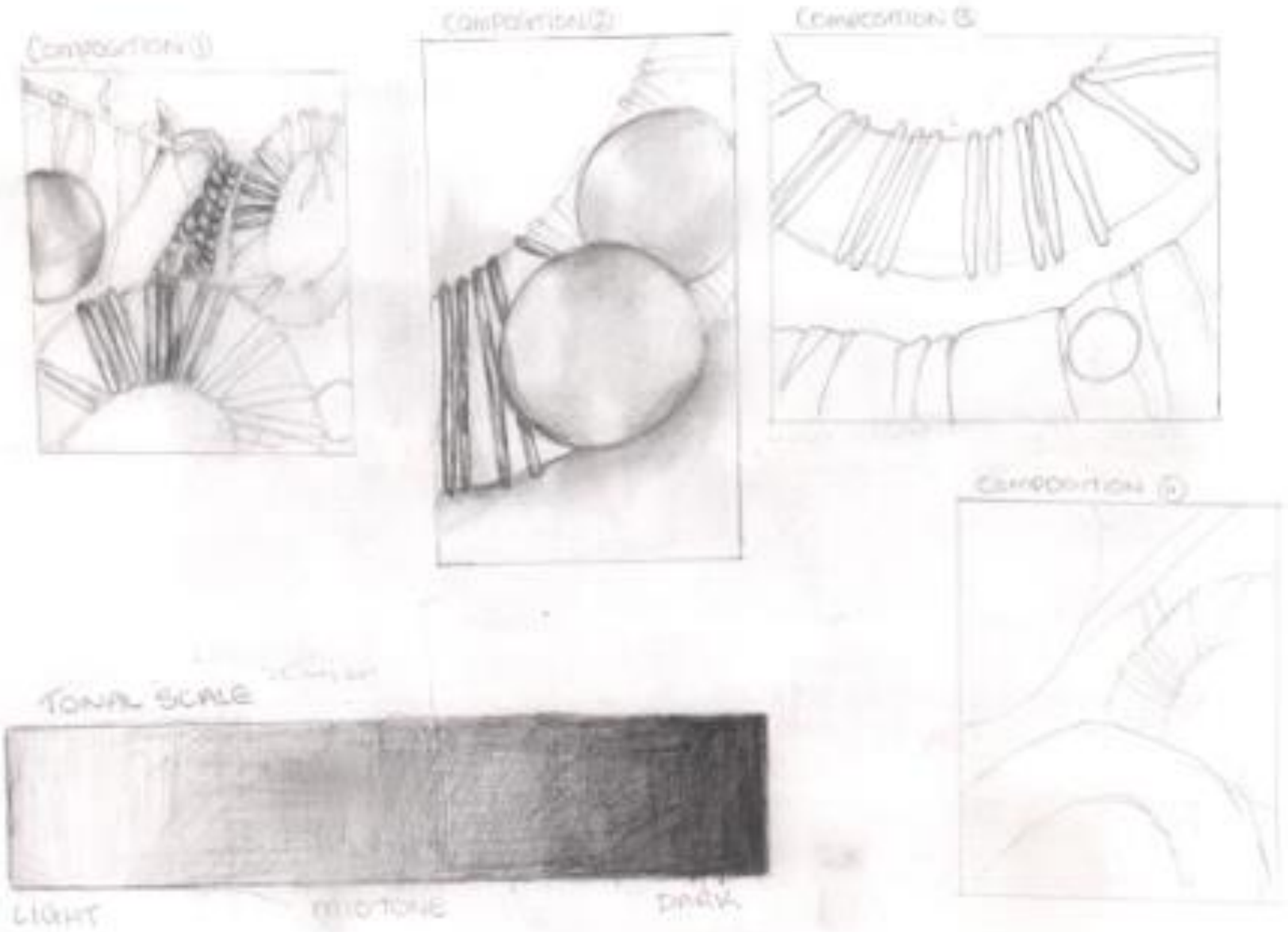
WRAP

Artist Research

FORM


Materials

- Coloured Yarn
- Ribbon
- Plastic bobbles
- Metal Wire
- Foam rings
- Foam Balls
- Plastic beads

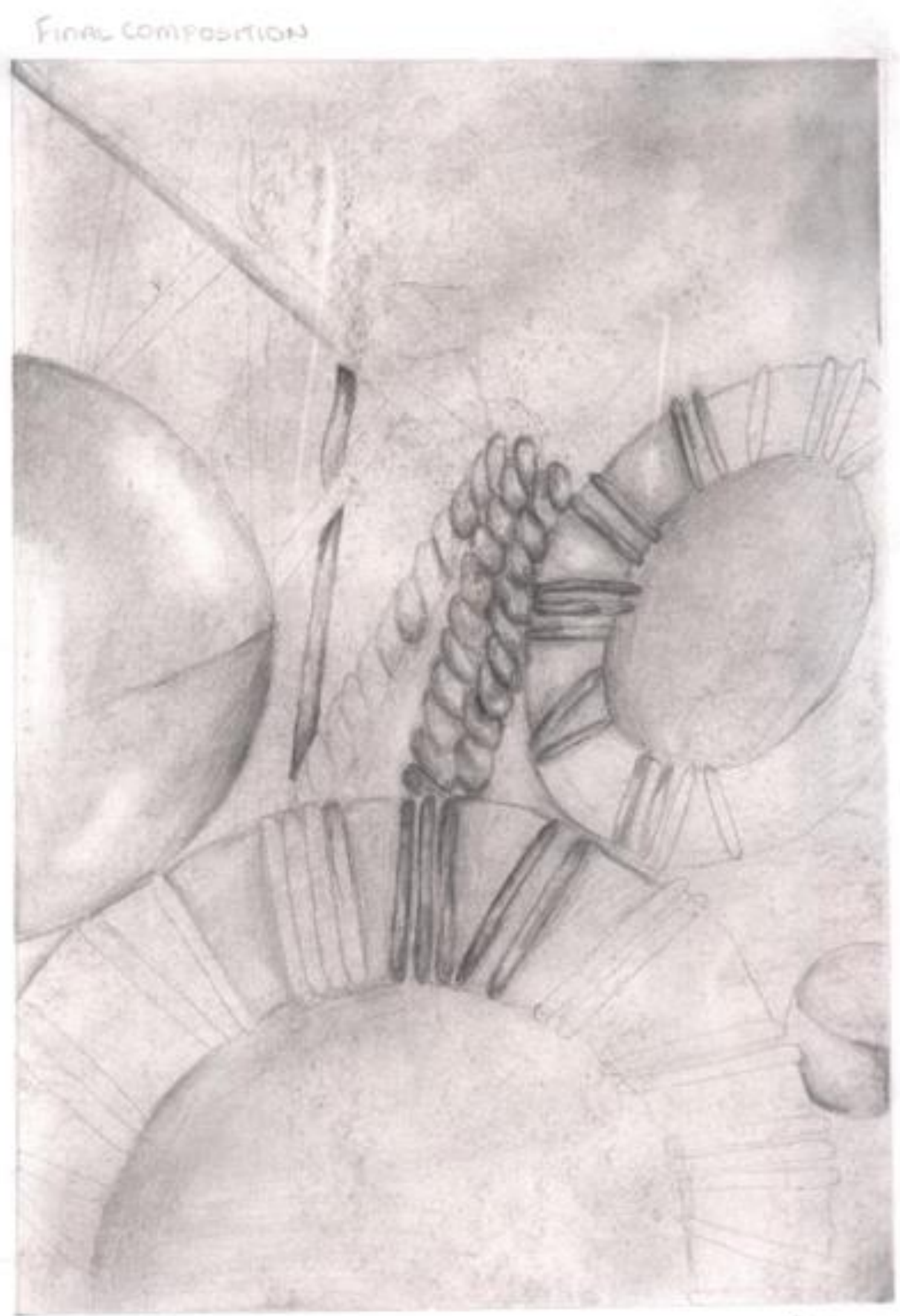


FORM TONAL




BLACK & WHITE SCULPTURE IMAGES



BACK VIEW PHOTO ↑ FRONT VIEW PHOTO ↑ TOP VIEW PHOTO ↑



↑ ALL OBSERVATION DERIVING SCULPTURE ↑ CHARCOAL & PENCIL






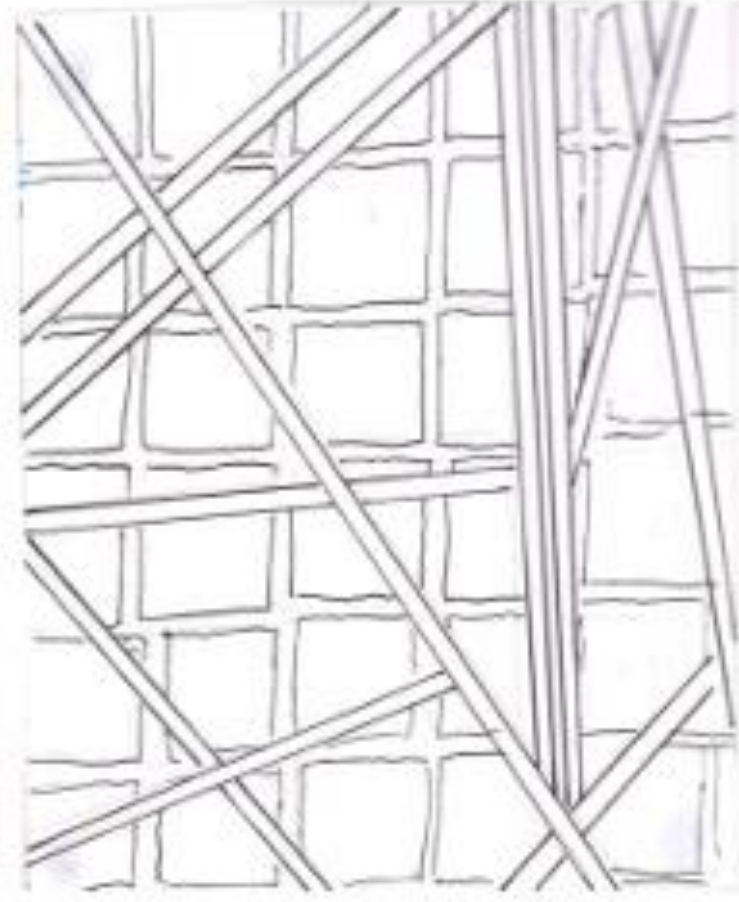
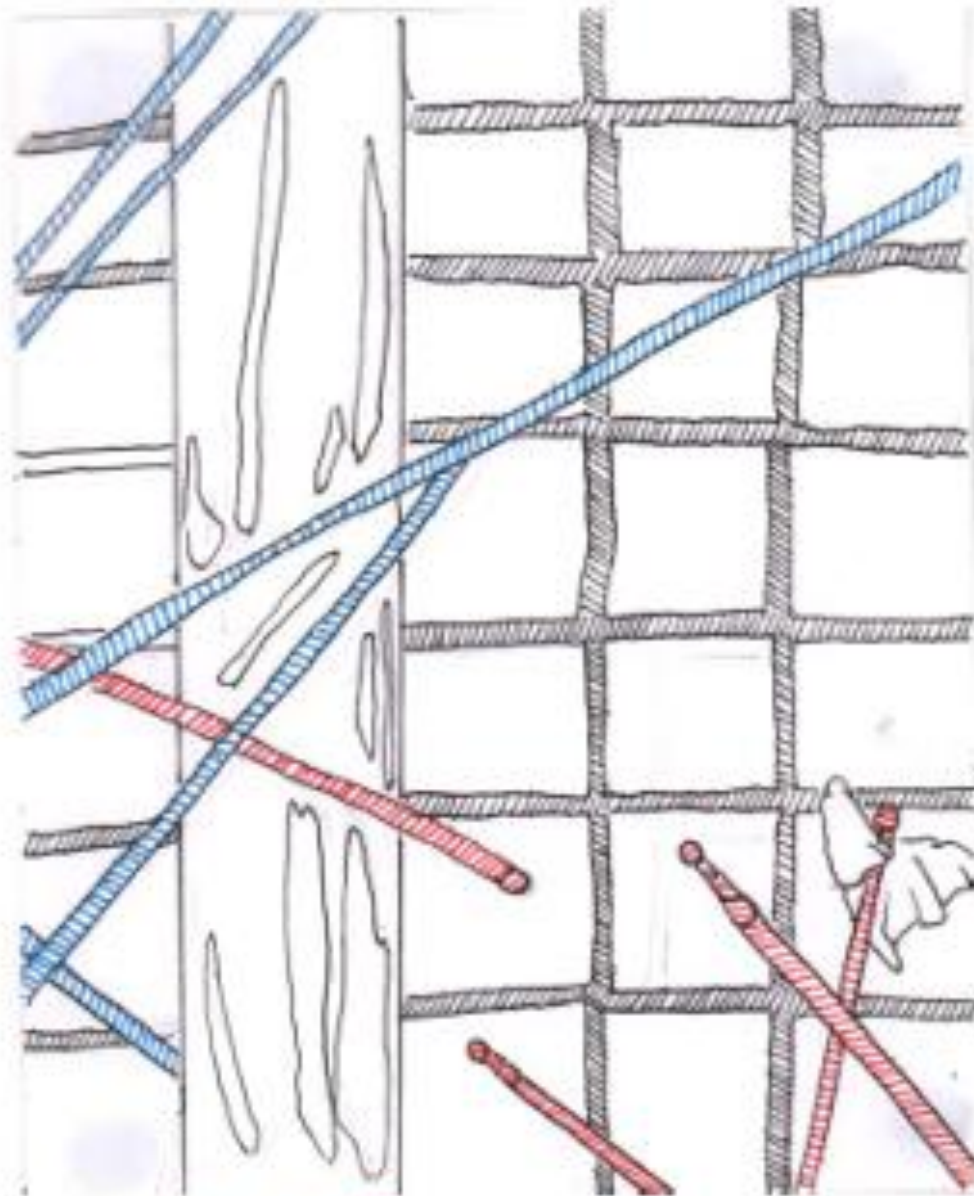
















Franz Kline

Rhona Millar

Year 2 Textile Design






Dear mummy
we are having a lovely holiday today (today) we are going to the sitting bars and we are going to North Bristol and it is lovely today at Alison's camp house but it is bit windy we have a bowling club behind us. I have made friends with a girl called Fiona who always is busy to when she is not even a silver or second and she says walks and Pamela says talks. I almost forgot to put my notes in and when I put them in they all called me hilda and they call Julian baby elephant because on Friday she was partying about like me! Now I will need to go to the sea-side. Lots of love Rhona X



Dear Dad Yisprda it was Bomfoerund we went out with Barac with VISA and IATA MORIT and we had rived. IATA MORIT doc ~~BEAR BB~~ and WEL ABBY BERST in IATA BASD and KARIN'ST SUP IAS a Lion and IOE DERUAS IAS a with LOV Astm rhona X X X X X X X




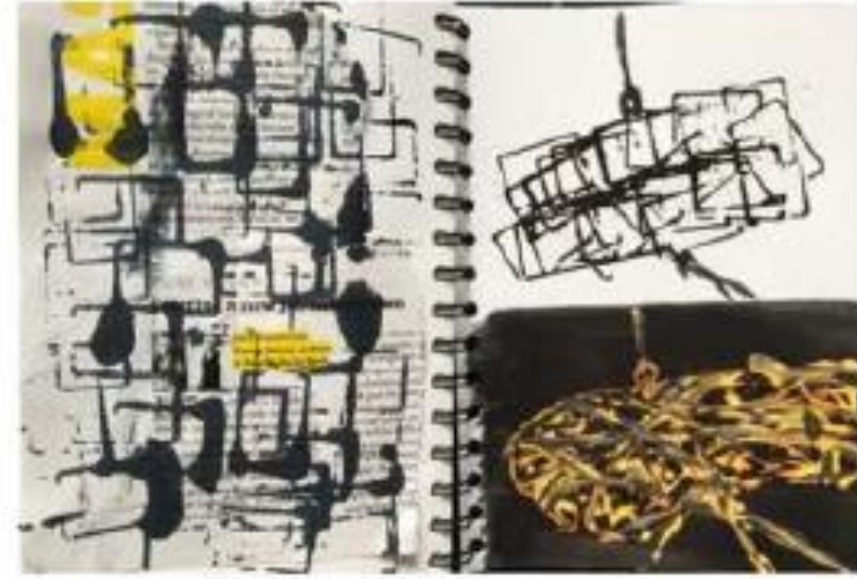




DESIGNADO
Pasta



Juith Scott




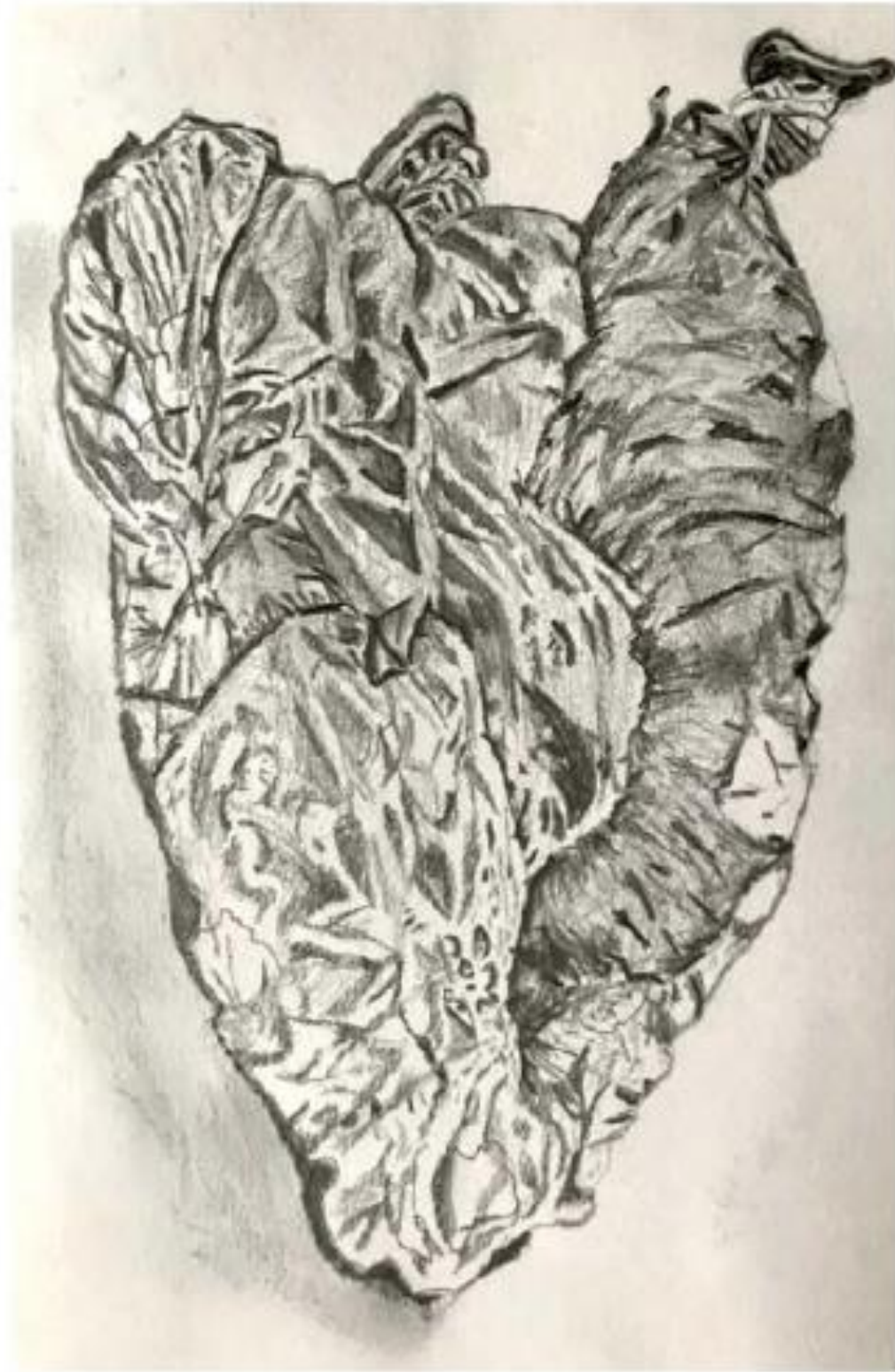




Desbordado




Han Writing











Anne Juraschek

Year 3 Textile Design



gum leaf



gloomy sky



mandarin



granny smith



seaweed

