



Sculpture and Environmental Art BA (Hons)

Application Guidelines 2024/25

Guidelines for Applicants

Application to a **B.A.(Hons) Fine Art** programme will consist of two main stages:

Stage 1

- Submitting your **Application** to the **UCAS website**
- Uploading your **Supporting Visual Material** and **500 word Portfolio Statement** to the **Glasgow School of Art (GSA) Digital Portfolio website**.

Stage 2

Candidates progressing to this stage will be invited for an online interview with Academic Staff from their chosen department.

Structure of Application Process

- Applicants submit application to **UCAS** and upload **Supporting Visual Material** (Digital Portfolio) and 500 word Portfolio Statement to **GSA Digital Portfolio website**.

- Academic staff assess all applications against a set of criteria..

- Applicants are informed of one of two things:
 - i) They have been shortlisted and invited for an online interview OR
 - ii) The application has been unsuccessful.

- If offered an interview, candidates will be asked to have their portfolios open on their desktop and they will be asked a number of set questions applied to all candidates. Following the interview they will be informed of one of these outcomes:
 - i) An **Unconditional Offer**. ii) A **Conditional Offer** ii) An **Unsuccessful** outcome.

All applications are assessed by Academic staff against the same criteria. A points system is used which ranges from 1 – 7 and is applied to the criteria for both the Digital Portfolio and the interview

If you are unsuccessful you can request feedback from Registry on how you scored in relation to the criteria of the portfolio and/or interview.

Scoring System

- 1 – Unsatisfactory evidence of required ability
- 2 – Very limited evidence of required ability
- 3 – Limited evidence of required ability
- 4 – Satisfactory evidence of required ability
- 5 – Good evidence of required ability
- 6 – Very good evidence of required ability
- 7 – Excellent evidence of required ability

Criteria used to assess Digital Portfolios

- Demonstration of practical skills
- Range and approaches to work
- Application of analytical and conceptual skills
- Communication of interest in Fine Art and specialist area applied for

Stage 1 - Portfolio

Demonstration of practical skills

We expect the Digital Portfolio to represent your experience with materials, methods and making. This can be demonstrated in a variety of ways including photography/drawing/film-stills/painting /objects/sculpture/installation etc. We would expect your portfolio to contain a substantial amount of work made in the media specialism/department you have made your application to. However, we also understand that many applicants will work across a broad range of media.

Range and approaches to work

We are also interested in the range of ideas you are exploring and different approaches to making. It's often useful to break your portfolio down into 3-5 larger projects so that you can show both sustained focus on an idea whilst still having some breadth/versatility of approach.

Stage 1 – Portfolio (continued)

Application of analytical and conceptual skills

We are interested in how critical analysis and reflection of your work allows it to develop and evolve. This will be evident in the sophistication and resolution of the work itself, but is also evidenced through how you write about your work in your statement.

Communication of interest in Fine Art and specialist area applied for

You will be expected to show that you understand the course you are applying to and communicate why you consider the course is the appropriate one for you. This can be demonstrated through the Digital Portfolio and also in the statement.

Portfolio Statement Guide

- The Portfolio Statement is an opportunity for you to tell us a little more about yourself and it should be approximately 500 words in length. It is important not to simply copy and paste the UCAS statement which is often more of a general statement (as you are potentially applying for up to 5 different institutions) .
- Within the Portfolio Statement we would like a more clear and coherent reflection on why you have chosen to apply for this particular institution and this **specific** programme.
- Use it to demonstrate that you have researched and understand the programme you are applying to, and why you think you would be a suitable candidate for it.
- It could also include particular areas of interest within your practice and key influences e.g. artists/writers/films etc. which have informed your thinking and ideas.
- For further guidance on writing a personal statement you might want to check out page 6 of the GSA's Source Materials zine <https://www.gsa.ac.uk/media/1837737/source-materials.pdf> or the UCAS guidance at <https://www.ucas.com/sites/default/files/ucas-personal-statement-worksheet.pdf>

20 images are required to be uploaded

You are asked to upload 20 slides or images which should contain examples of different work. These can either be uploaded as individual slides/images or contained within a PDF format. (slides may contain more than one image if you wish as long as we are able to clearly view the image - this is generally easier with a PDF).

Before you finally submit your application, check your images to ensure you are happy with the size and level of detail you can see as this will be what Admissions staff will also see.

If uploading Individual images, they should be no greater than 2MB

If submitting a PDF portfolio, the system allows for a total file size of up to 50MB.

Some notes for guidance in preparing your Digital Portfolio:

Research/preparatory work: This can be sketchbook pages, studies, development sheets, preparatory drawings that demonstrates/tracks the development of a finished piece of work. We are interested in the concepts and ideas behind your work and how they progress and develop; from the initial starting point / source of inspiration through to a finished piece of work.

We are also interested in finding out more about your interest in Fine Art, artists that you are looking at (for example exhibitions visits, on-line resources, books, periodicals and newspapers). We want to know what or who has motivated you or influenced you to apply for the specialist area.

Also whilst the work of other artists can be referenced within sketchbook pages it should not solely occupy one of the uploaded slides within your portfolio.

(cont.) Some notes for guidance in preparing your Digital Portfolio:

In order to show us the **Development** of your ideas throughout a project you may wish to show several drawings/pieces of work together within one image: you could do this by photographing several works together at once, or by photographing several pieces individually and using Photoshop etc. to combine them into one image. This can be particularly useful when trying to show work that cannot be photographed at the same time for example a series of pages in a sketchbook. However it is important not to make the components of an image so small that the details cannot be seen.

Finished work: We want to see work that is an outcome of your development work and is more consolidated and resolved.

Time based work: (film / video work / sound pieces / slide shows etc.)

If you are submitting a Time-based work it should be presented as a story board with 5 - 10 images.

Online Interview

The interview will be via Zoom (or telephone if required) and normally conducted by two members of staff. The interview will normally last for approx. 20 minutes. Applicants will be asked to share their portfolios on screen and staff will also be able to view the uploaded portfolio on their computer.

Tips on how to prepare:

- You will be asked to talk about your work, so identify beforehand which work you would like to speak about and know where to locate it within your portfolio.
- Think about some questions to ask the interviewers about the course or GSA.
- Practice talking about your work with a friend, family member or teacher.
- Prepare to talk about some artists, either established/historical or contemporary whose works has inspired you.
- Try to Relax - Everyone wants you to do well.

Criteria for Interview


Again, the 1 -7 point system will be used and applied to the following criteria for each applicant:

- Application and range of practical skills
- Demonstration of analytical and conceptual skills
- Ability to communicate about own work and put into context
- Self-motivation and evidence of independent interests in relation to practice
- Commitment to Fine Art and specialist area applied for

The following slides show some of the ways in which work could be presented. These are given as guidelines only; we understand that each applicant is different with a broad range of creative, social and cultural influences, all of which we are interested in seeing and hearing about. Within your portfolio you may use an image file for one single image or you could also choose to group some works together e.g. sketchbook pages, small works, details etc.

Ilsoon Jeon





Slight Alterations to Create Self gratifying by alterations

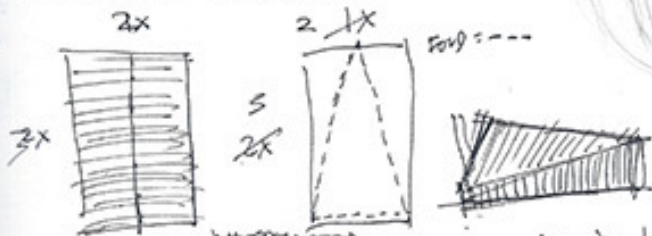


Similar shapes

Slight Alterations to create UNNECESSARY ALTERATIONS

"SLIGHT ALTERATIONS TO CREATE UNNECESSARY ALTERATIONS"

SLIGHT ALTERATIONS TO CREATE INCONCLUSIVE ALTERATIONS



We enjoy creating ~~hypocritical~~ in order to better understand abstracts, but rather than perceiving it as an abstract ambiguous concept, why not look at it simply and recognize the fact that we are the ones who are in fact cultivating these complicated notions.

We enjoy hypocrisy in order to better understand abstracts, but rather than perceiving it as an ambiguous concept, why not look at it simply and recognize the fact that we are the ones who are cultivating these complicated concepts.



The face - words put in the objective side of the barrel component - if not it's not my own side or the other side of the barrel - we are not seeing them from the perspective they forecast

The body is the unnecessary alteration - which is a separate creation a different part of the body - we create more necessary in order to make life more necessary for ourselves - complexity in simple form.




UNNECESSARY CONFIGURATIONS TO CREATE SELF-GRAATIFYING ALTERATIONS
NONSENICAL CONFIGURATIONS TO CREATE SELF-GRAATIFYING ALTERATIONS












WITH GREAT HOPES [BUT] WITH TREMENDOUS
DIFFICULTIES I AM HAVING. AM I HAVING (...)
SUCH DISTINCTIONS OF WHETHER I AM OR AM
NOT. HORRENDOUSLY REDUNDANT + OBSESSIVELY
OVER-ANALYZED / GUARANTEED INCONCLUSIVE,
PERHAPS FUTILE [SUCH DISCOURSES WITH MYSELF].

R E G A R D L E S S -- FROM MY
OBSERVATIONS + EXPERIENCES, IT HAS COME
TO MY VERY ATTENTION THAT WHEN I
AM, WHAT I AM = IS NOTHING.



SO THUS NOTHINGNESS IS WHAT I SHOULD
LIVE BY + WHAT I SHOULD THRIVE FOR (...)
BUT IS IT BETTER FOR ME TO NOT BE
+ THEN BE = SOMETHING?














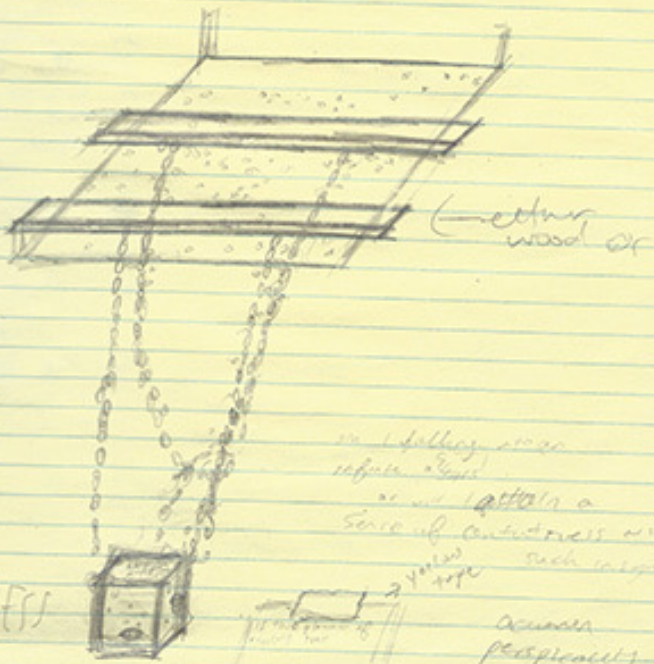
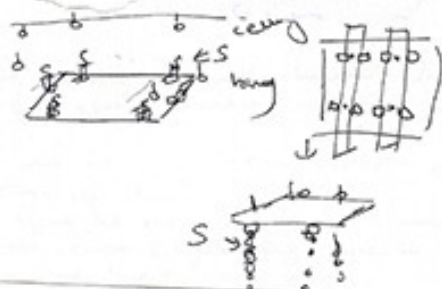
III. AWARENESS - When there is light, I can't see. I can't see, it's too bright

cannot kill: fragments of unconsciousness

* Book of Holy Sings *

- sketch in the ball
- sketch of the same ceiling - standing so seamlessly

Leader of the smelter
 here after years of
 recall being terrible
 and another Oh
 out of my mind
 see now draw
 past and even



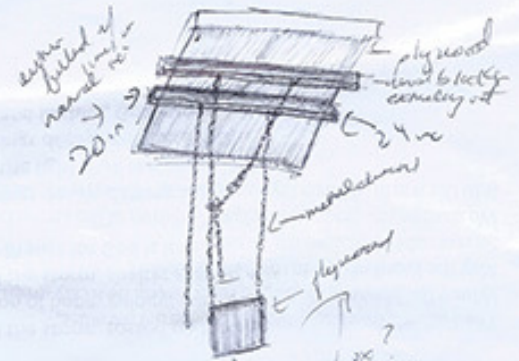
CLEANING



- Materials:
- 1) concrete
 - 2) wood
 - 3) bronze
 - 4) metal
 - 5) resins

AWARE

- Unconscious
- conscious
- conscious
- conscious



UGAT

50V

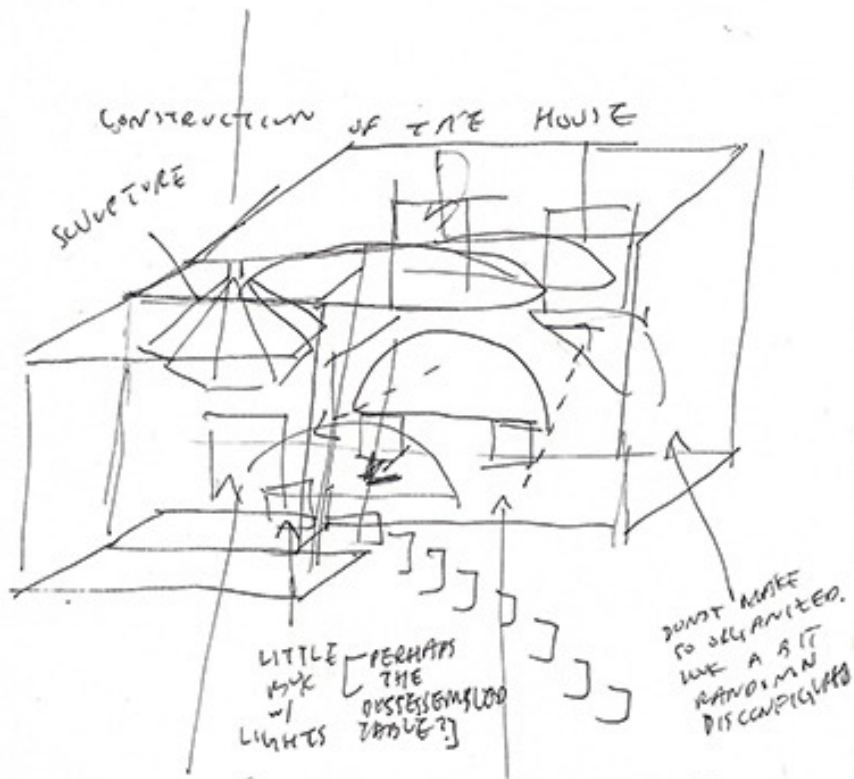
Cl: Jurg:
 Analytical
 p. 3
 "It is an error
 because we
 we can only
 is always
 through a
 moment; all
 aware of
 unconscious
 while we are
 field of
 f. 117 (see
 "when one
 7 feel"

possible
 cleaning or
 material
 or as
 fresh
 1/2 size type
 ping



where you
 have
 elements
 to arise

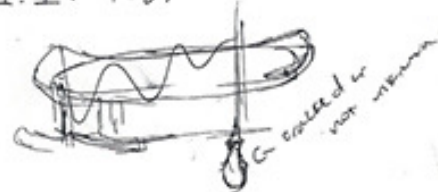




BUT FROM THIS VIEW - MAKE IT LOOK A BIT NONSENICAL

MAKE IT SO THAT THE PIECES LOOK LIKE A MOUNTAIN VIEW FROM THE TWO WINDOWS.

I.I. HEALING



MATERIALS -

- 1) beeswax
- 2) ceramic
- 3) needles
- 4) cotton
- 5) blood (acupuncture)
- 6) lightbulb

TABLE:

- 1) push out angles
- 2) value of light bulb money, in all angles



Healing

- pain: release & reflect: healing
- needles: blood: cotton: bandaid
- somatic + mental healing
- acupuncture: main method of healing
- cyclical




acupuncture:
Pain: relief
pain: healing

I.I. HEALING (2)

10 20" x 30"

Medium: beeswax, ^{tablets} needles, ceramic, lightbulb, blood (from acupuncture)





Kathleen Curry

Who should I mod/die? Hannah
 kam
 Dad
 Myself?

Should it be of
 just the face or body.
 If body, which bit. The feet
 might be interesting

Sermoned
 up or loose
 and relaxed.

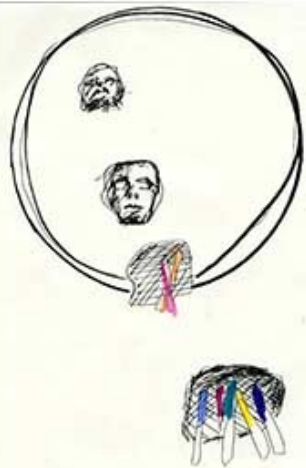
Maybe just one section of
 the face going all the
 way down the body.
 Just an expressive
 strip.

- Should I dress
 the mod/die, maybe
 the t-shirt or jeans
 would add an
 effect?
- Complete body cast
 may be to outward
 and boring.

OUT
 could turn out
 very expressive and hard hitting

Really like the idea of
 just the face
 maybe of Dad
 or myself





Include mirrors in locations to use light to advantage?

Relating to camera of self?


Glaze or No Glaze
Maybe make white and one in a Glaze

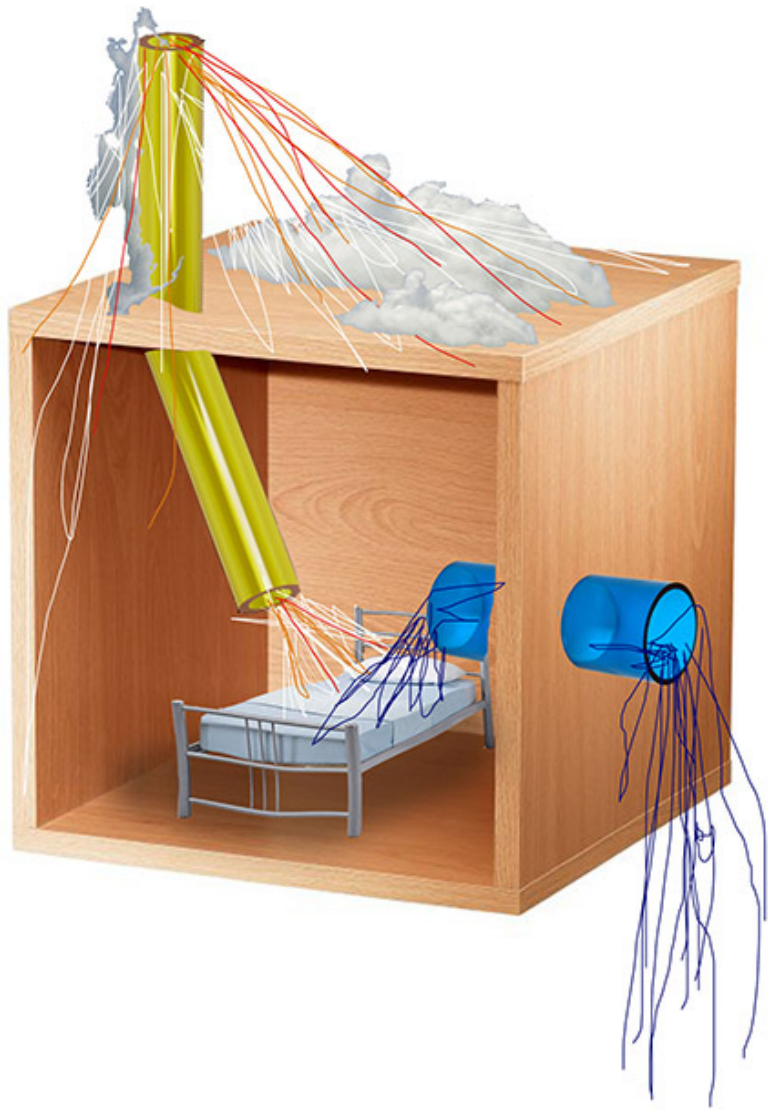


Using objects such as pencils, pens, glue sticks, and rulers to show wacky creature res come out of head?

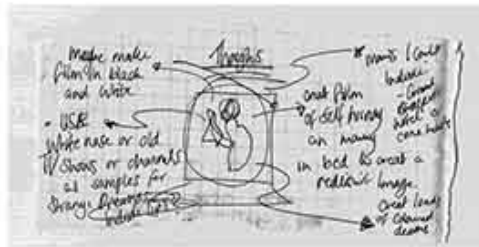

My Master 4/4/10
Facial features - Normal are abstracted
- Facial expressions
- Happy - Angry
- Sad - Frustrated
- Joyful - Surprised - Passive
Colorings make color work and leave the eyes or slip/glaze both in contrasting areas.
OR
Neutral/flat - Allow various positive in own way.
- Colour them with markers?
- Suit Black Weaker -> Maybe the sea or water of some sort. (Pink sea)
but at best situations



















Instead of matrasung the actual
body maybe I could do the
sheets around me.
More discriptive and
conspicuous?


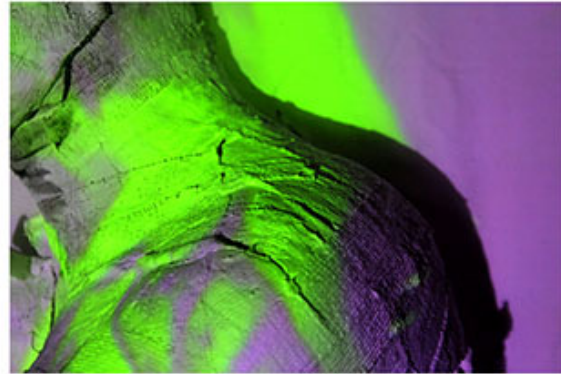
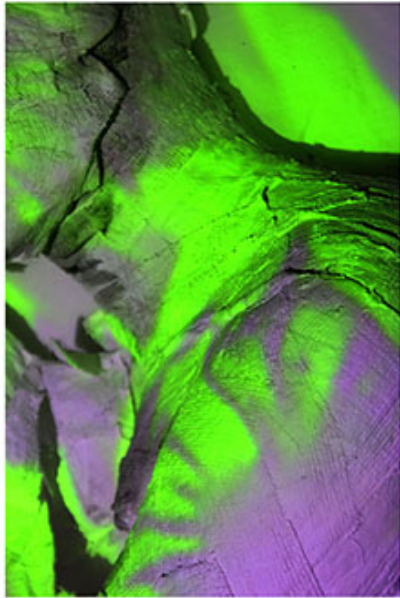






















① Cow 'n Burgers, Need to get McDonalds supplies and maybe actual burgers. ② Hotline - Need to get some wire, TVs and old phones. (Broken) ③ Nalme Paper - Need cardboard and paper (Also magazines) Chain Saw?



<http://application.gsa.ac.uk>